

This document is intended to help familiarise you with the NCMAS application form only and it should not be used as a reference for any rules or conditions. Screenshots may contain errors or out-of-date information. Always refer to the latest Information for Applicants document available from ncmas.nci.org.au.

To review your career profile:

- Go to ncmas.nci.org.au
- Click 'My Career Profile' – in the main menu, logging in if prompted.



National Computational Merit Allocation Scheme 2024

[Log in](#)

[Home](#)
[FAQ](#)
[My Career Profile](#)
[My Application](#)

[MyNCI Home](#)

NCMAS 2024

The National Computational Merit Allocation Scheme is Australia's premiere grant scheme for access to high-performance computing (HPC) resources. The two Tier-1 HPC facilities in Australia, the National Computational Infrastructure (NCI) and the Pawsey Supercomputing Research Centre, together offer hundreds of millions of hours of computing time to meritorious researchers.

Important Dates

Dates	Milestone
24 Feb 2024	Application closes

- Click on the 'Edit' buttons to revise the three parts of your profile:
 - 'Career Details'
 - 'Most Significant Publications'
 - 'Last 5 Years' Publications'



National Computational Merit Allocation Scheme 2024

Your name [Log out](#)

[Home](#)
[FAQ](#)
[My Career Profile](#)
[My Application](#)

[Applications](#)
[Admin](#)
[Assessments](#)
[NCMAS Settings](#)

[MyNCI Home](#)

My Career Profile

To be completed **before** the application submission.

Career Details

(Refresh to make changes visible after editing) [Edit](#)

Highest Qualification	No data provided.	⚠
Qualification Year	No data provided.	⚠
Qualification Discipline	No data provided.	⚠
Qualification Institution	No data provided.	⚠
Qualification Country	No data provided.	⚠
Date of First Publication	No data provided.	⚠
H-index-career	No data provided.	⚠
H-index-source	No data provided.	⚠
Number of Awards	No data provided.	⚠
Duration of Interruptions	No data provided.	⚠

To begin your application:

- Go to ncmas.nci.org.au
- Click 'Log in' – top right of screen



National Computational Merit Allocation Scheme 2022

 Log in

[Home](#)
[FAQ](#)
[My Application](#)

[MyNCI Home](#)

NCMAS 2022 - Important Dates

Dates	Milestone
18 August 2021	Applications open
5 October 2021	Applications close at 8:00pm AEDT (5:00pm AWST)
1-2-3 December 2021	Allocation Committee meeting
21 December 2021	Allocations announced
1 Jan 2022	Access to allocations commences

- Click 'My application' from the list on the left



National Computational Merit Allocation Scheme 2022

Your name [Log out](#)

[Home](#)
[FAQ](#)
[My Application](#)

[Applications](#)
[Admin](#)
[Assessments](#)
[NCMAS Settings](#)

[MyNCI Home](#)

NCMAS 2022 - Important Dates

Dates	Milestone
18 August 2021	Applications open
5 October 2021	Applications close at 8:00pm AEDT (5:00pm AWST)
1-2-3 December 2021	Allocation Committee meeting
21 December 2021	Allocations announced
1 Jan 2022	Access to allocations commences

Participating Facilities

The following facilities are making resources available in the NCMAS 2022 call.

- NCI - Gadi
- Pawsey - Setonix
- MASSIVE

Online Information Sessions

Online zoom information sessions are running to provide background information about NCMAS. Register for the sessions here – <https://bit.ly/NCMAS2022Info>

Online Information Course

Videos and content from the online information sessions will be available through an [online information course](#) closer to the opening of the call.

This [course](#) provides an overview of NCMAS and the merit-based allocation process, and information about the changes in the NCMAS 2022 call. It also provides information on best practices and general recommendations for all applicants.

Register for the course here – <https://learning.hpc-australia.org.au/p/ncmas-2022-call>

Supporting Documentation

- [Information for Applicants](#)
- [ORCID User Guide](#)

Getting Assistance

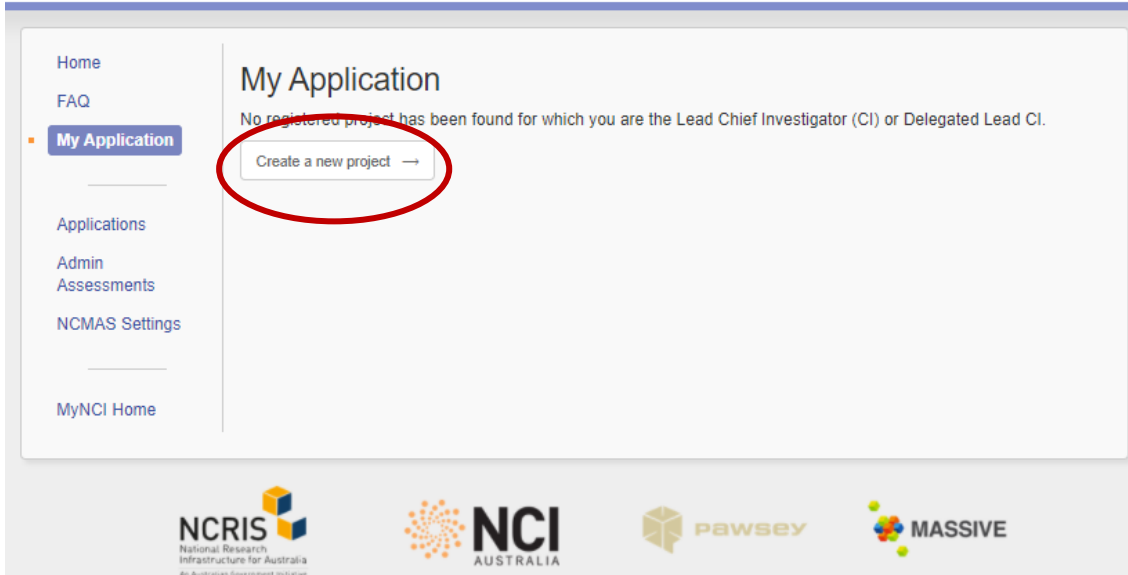
You can request help by sending an email to ncmas@nci.org.au.

- If you do not have an existing NCMAS project at NCI (Gadi), then you will need to register your project
 - 'Create a new project'
- If you want to apply under a new project, you can also 'Create a new project'



Your name | [Log out](#)

National Computational Merit Allocation Scheme 2022



Home

FAQ

My Application

Applications

Admin

Assessments

NCMAS Settings

MyNCI Home

My Application

No registered project has been found for which you are the Lead Chief Investigator (CI) or Delegated Lead CI.

Create a new project →

NCRIS
National Research
Infrastructure for Australia
An Australian Government Initiative

NCI
AUSTRALIA

pawsey

MASSIVE

- Project Overview - fill in the details for your project
 - The 'Title' and 'Abstract' you provide at this step are just part of the preliminary registration process for a new project
 - 'Abstract' is **NOT** the place to provide content from your Proposal
 - The 'Title' will appear in both the anonymised and identifiable views of your application
 - The 'Abstract' will only appear in the identifiable view of your application



[Home](#)
[FAQ](#)
[My Application](#)

[Applications](#)
[Admin](#)
[Assessments](#)
[NCMAS Settings](#)












[MyNCI Home](#)

Project Overview

Title:

Abstract:
Summarise the aims, methodologies and expected outcomes in a few paragraphs. This is primarily an elevator pitch used in MyNCI after the merit scheme round has concluded.

Format

B *I* U ~~X~~ ~~X~~
          

- If you do have an existing NCI (Gadi) project, it will auto-fill and you can 'Start application'
 - If you have more than one, select the project you want to apply under

(Your name [Log out](#)

National Computational Merit Allocation Scheme 2022

[Home](#)
[FAQ](#)
[My Application](#)

[Applications](#)
[Admin Assessments](#)
[NCMAS Settings](#)

[MyNCI Home](#)

My Application

You can submit an NCMAS application for any project for which you are the Lead Chief Investigator (CI) or Delegated Lead CI.

Project	Lead CI	Action
Your proposal details	Your name	Start application





Create a new project →

Request A3P compliance check →

* Available until 6 Sep 2021

Please note that submitting an application for an existing project is preferred as it will have a history of compute resource usage that facilitates assessment.

[Restore a deleted application](#)



- If you are creating a new project, fill in all the details
 - Research Classification
 - Research Classification Weights
 - Investigators
 - Terms and Conditions of Use



[Home](#)
[FAQ](#)
[My Application](#)

[Applications](#)
[Admin](#)
[Assessments](#)

[NCMAS Settings](#)

[MyNCI Home](#)





Research Classification

Use the search boxes below to find and select all research classification codes that apply to your project. FoR codes will be used to match projects with appropriate assessors.

ANZSRC Field Of Research:
 Search
 Search FOR codes by code or title words, then choose your code(s) from the available checkboxes.

ANZSRC Socio-Economic Objective:
 Search
 Search SEO codes by code or title words, then choose your code(s) from the available checkboxes.

[← Previous](#)
[First ↺](#)
[Save and Next →](#)



[Home](#)
[FAQ](#)
[My Application](#)

[Applications](#)
[Admin](#)
[Assessments](#)

[NCMAS Settings](#)





[MyNCI Home](#)

Research Classification Weights

Adjust the percentage weights to reflect each classification's relevance to the project. The weights for each classification group must sum to 100%.

	Weight (%)
ANZSRC Field Of Research	
FOR 120100 Architecture	<input type="text" value="100"/>
ANZSRC Socio-Economic Objective	
SEO 810106 Logistics	<input type="text" value="50"/>
SEO 820304 Sugar	<input type="text" value="50"/>

[← Previous](#)
[First ↺](#)
[Save and Next →](#)

[Home](#)
[FAQ](#)
My Application

[Applications](#)
[Admin](#)
[Assessments](#)
[NCMAS Settings](#)

[MyNCI Home](#)





Investigators

Use the search controls below to find and add existing NCI users to your project. You can search by surname, email address or username.

While project and application investigators can be changed any time prior to application submission it is advised that you have any chief investigators who are not already NCI users sign up and then add them here before you proceed.

Lead chief investigator: Your name

Other chief investigators: (optional)



[Home](#)
[FAQ](#)
My Application

[Applications](#)
[Admin](#)
[Assessments](#)

Terms and Conditions of Use

All users of NCI infrastructure and services agree that they will keep themselves informed of and comply with all relevant legislation and The Australian National University policies and rules, including but not limited to

- The Australian National University's Acceptable Use of Information Technology Policy
- The Autonomous Sanctions Act (2011, Cth)
- The Defence Trade Controls Act (2012, Cth)

and both acknowledge and understand that a breach of these will result in not only a loss of access to NCI resources but the user may be subject to Federal criminal prosecution resulting in fines and/or gaol legislated under the Acts listed above.

☐ I certify that this project application does not involve any collaborators accessing the supercomputing facilities from locations outside of Australia and its territories.

☐ I certify that this project may involve collaborators accessing the supercomputing facilities from overseas but have received advice that the use of the supercomputing facilities proposed in this project application does not require a DTCA Permit.

☐ I certify that I have been advised that the use of the supercomputing facilities proposed in this project application may require a DTCA Permit.

- You will then be able to 'Start application'



[Home](#)
[FAQ](#)
My Application

[Applications](#)
[Admin](#)
[Assessments](#)
[NCMAS Settings](#)

[MyNCI Home](#)





My Application

You can submit an NCMAS application for any project for which you are the Lead Chief Investigator (CI) or Delegated Lead CI.

Project	Lead CI	Action
proposal-13502: Testing	Your name	Start application

[Create a new project](#) →

Please note that submitting an application for an existing project is preferred as it will have a history of compute resource usage that facilitates assessment.



- Go to my.nci.org.au
 - Ask your Chief Investigators to update their details at ncmas.nci.org.au
- Checkbox – Declaration of Eligibility
- Your progress through the application form can be tracked through the stages at the top of the screen (dashed box below)

[Home](#)
[FAQ](#)
[My Career Profile](#)
[My Application](#)

[Applications](#)
[Admin](#)
[Assessments](#)
[NCMAS Settings](#)

[MyNCI Home](#)

Getting Started

Investigators

Category

HPC Experience

Resources

Software

Funding

Prior Project

Research & Computation

Preview

Getting Started

Key Information

- The deadline for submissions is Friday, 20 October 2024. Late submissions will not be accepted.
- Missing Investigator data will negatively impact assessment. A snapshot of the named investigators' personal details and career profile is taken at the moment of submission. Changes after submission will not be reflected in the assessed application.
- For assistance with your application, contact the [NCMAS Secretariat](#).

Before You Start

1. Ask the application's named investigators to update their:
 - career profile at [My Career Profile](#) on the NCMAS website, and
 - [personal](#) and [contact](#) details in MyNCI.
2. Update your own details and career profile.

Project rc43

My NCMAS Project

Edit

Refresh to make changes visible.

Summary

Lorem ipsum dolor sit amet, consectetur adipiscing elit. Aliquam fringilla vulputate sodales. Cras malesuada, purus quis elementum pretium, ligula orci tincidunt lorem, in pellentesque augue ante eu risus. Curabitur hendrerit maximus felis. Donec efficitur ante turpis, non interdum nisi aliquam vitae. Nullam ut ipsum id mauris cursus eleifend quis in augue. Donec accumsan arcu non varius iaculis. Nam dignissim justo sit amet urna accumsan iaculis. Donec vitae tortor urna. Pellentesque leo ligula, blandit at quam eu, pharetra laoreet leo. Morbi pellentesque, lorem ut rhoncus rutrum, lacus nibh maximus arcu, eu commodo nunc dolor sed lacus. Donec eu velit porta, tincidunt metus vitae, rhoncus turpis. Mauris quis felis magna. Sed enim diam, tincidunt et dui non, sodales vehicula orci. Class aptent taciti sociosqu ad litora torquent per conubia nostra, per inceptos himenaeos. Quisque quis justo accumsan, auctor odio ac, mollis elit. Ut tempus tellus ac ex accumsan tincidunt. Phasellus ut ligula sem. Praesent vestibulum sapien tellus, vel scelerisque elit luctus ac. Vestibulum

×

Classifications from the following schemes are required: ANZSRC 2020 Fields Of Research, ANZSRC 2020 Socio-Economic Objective.
[Add classifications.](#)

ANZSRC 2020 Fields Of Research Tags

Not provided.

ANZSRC 2020 Socio-Economic Objective Tags

Not provided.

Declaration of Eligibility

☐ The Lead CI is based in Australia, holds a substantive (paid) or emeritus position at an Australian higher education institution or research institute eligible for ARC and/or NHMRC funding, or an Australian publicly funded research agency, e.g. CSIRO, Bureau of Meteorology, Geoscience Australia, ANSTO, etc.

Cancel

Start

- Manage the membership of your project
 - It is important to finalise the Chief Investigators (and their career profiles) on your project as soon as possible
- Take the opportunity to review all the investigators' career profiles, and follow up with them to ensure they have populated career profile information in My Career Profile
 - The track records of the Lead Chief Investigator (i.e. the applicant) and all Chief Investigators on the application will be used to construct a research performance summary for the project
- Enter the number of active users



[Home](#)
[FAQ](#)
[My Career Profile](#)
[My Application](#)

[Applications](#)
[Admin](#)
[Assessments](#)
[NCMAS Settings](#)

[MyNCI Home](#)

Getting Started

Investigators

Category

HPC Experience

Resources

Software

Funding

Prior Project

Research & Computation


Preview

Investigators

While the Chief Investigators may be changed any time before the application is submitted, it is better to confirm them early to avoid last minute complications with breaches of the one-application-per-CI rule.

The current Chief Investigators for the project are:

Role	Name	Email	Position
Lead CI	Lead CI name	Lead CI email	Specialist Systems Developer NCI
CI	Dr Louis Massey	lmassey29@test.nci.org.au	Lecturer Jacobson-Cunningham

 [Manage memberships](#)

[Refresh](#) to make membership changes visible.

Career Profiles

Request updates from the other named investigators now if you haven't already done so. Missing or out-of-date information will negatively affect your application's assessment. Updates must be completed by each investigator at [My Career Profile](#) before application submission.

▼ Lead CI: Lead CI name

▼ CI: Dr Louis Massey

Number of Active Users:

The total number of active people in the research group, to help assess the capacity of the group to use the requested resources.

Examples of group members considered inactive:

- members no longer using resources but with papers under review
- members no longer working on the project but with potential for future collaboration.

1

[Previous](#) [First](#) [Save and Next](#)

- Select the application category you want to apply under
 - Note categories may have conditions and different eligibility criteria.

Your name [Log out](#)

National Computational Merit Allocation Scheme 2022

[Home](#)
[FAQ](#)
My Application
[Applications](#)
[Admin](#)
[Assessments](#)
[NCMAS Settings](#)

[MyNCI Home](#)

Getting StartedInvestigatorsCategoryHPC ExperienceResourcesSoftwareFundingPrior ProjectResearch & ComputationPreview

Application Category





Select the category to apply in. Please ensure that you have read the application instructions and eligibility criteria for each category in the *NCMAS 2022 Information for Applicants*.

☒ Open
☐ Special Consideration
☐ Early Career Researcher (ECR)

Open

Resource requests are not restricted. Applicants are expected to demonstrate successful utilisation of national HPC facilities at scale and have a track record of research outcomes and independent funding.

[← Previous](#)[First ↻](#)[Save and Next →](#)



- 

National Computational Merit Allocation Scheme 2022



1. a general overview of your experience,
2. systems used, and
3. application codes, algorithms and workflows.

Experience using previous NCMAS allocations will be captured later in the application.

Paragraph		B	I	<u> </u>	x ₂	x²	:≡	:	☐		🔗	🚫	📌
✂️	📄	📋	📅	Ω	↶	↷	<>	Ix	↻	?	123 abc		

Save and Next →

- 

National Computational Merit Allocation Scheme 2022

[Home](#)

[FAQ](#)

My Application

[Applications](#)

[Admin](#)

[Assessments](#)

[NCMAS Settings](#)

[MyNCL Home](#)

Resources

HPC allocations are provided in "service units" (SU) which reflect a normalised view of computing time used, priority of execution, and hardware capabilities. The baseline definition of a service unit is usage of one processor for one hour of elapsed time, at the nominal standard priority on a given system. Note that resource requests for NCMAS are quantised to kSU, that is, 1 kSU = 1000 SU.

NCMAS allocations are awarded for a calendar year and provided by the facilities in equal quarterly instalments on their target HPC systems. Non-uniform installation of an NCMAS allocation across a calendar year may be negotiated with a facility. The unused component of a quarterly allocation will not be rolled over to following quarters. NCMAS facilities are generally not able to accommodate requests for supplemental allocations due to oversubscription of resources.

System	Total Time	Min Request
Gadi	280,000 kSU	500 kSU
Setonix 2nd Request	155,000 kSU	1,000 kSU
Setonix 1st Request	100,000 kSU	250 kSU
MASSIVE	2,500 kSU	50 kSU

Please ensure that you have read the application instructions, eligibility criteria, and the lower and upper bound of the resource requests for each category in the [NCMAS 2022 Information for Applicants](#).

Requested system: **Delete?** ☐

Requested resource amount (kSU/year):

[Add](#)

Justification for Increased Request: (optional)
Provide a justification for any increase relative to your current and/or previous NCMAS resource requests.

Utilisation of Current Allocation: (optional)
Provide a brief summary of any external factors or circumstances that affected your ability to use your previous NCMAS allocation in full.

Assessment of NCMAS 2021 grant utilisation will be based on Q1–Q3 only. Unjustified utilisation below 90% will impact the merit of your application.

← Previous
First ↶
Save and Next →

- Error warnings
 - If you neglect to complete a mandatory part of the application form, you will receive a warning



[Home](#)
[FAQ](#)
My Application

[Applications](#)
[Admin](#)
[Assessments](#)
[NCMAS Settings](#)

[MyNCI Home](#)

Getting Started

Investigators

Category

HPC Experience

Resources

Software

Funding

Prior Project

Research & Computation

Preview

Resources

Please correct the errors below.

HPC allocations are provided in "service units" (SU) which reflect a normalised view of computing time used, priority of execution, and hardware capabilities. The baseline definition of a service unit is usage of one processor for one hour of elapsed time, at the nominal standard priority on a given system. Note that resource requests for NCMAS are quantised to kSU, that is, 1 kSU = 1000 SU.

NCMAS allocations are awarded for a calendar year and provided by the facilities in equal quarterly instalments on their target HPC systems. Non-uniform installation of an NCMAS allocation across a calendar year may be negotiated with a facility. The unused component of a quarterly allocation will not be rolled over to following quarters. NCMAS facilities are generally not able to accommodate requests for supplemental allocations due to oversubscription of resources.

System	Total Time	Min Request
Gadi	280,000 kSU	500 kSU
Setonix 2nd Request	155,000 kSU	1,000 kSU
Setonix 1st Request	100,000 kSU	250 kSU
MASSIVE	2,500 kSU	50 kSU

Please ensure that you have read the application instructions, eligibility criteria, and the lower and upper bound of the resource requests for each category in the *NCMAS 2022 Information for Applicants*.

Please submit 1 or more forms.

Requested system: Requested resource amount (kSU/year): Delete?

'Requested system' field is required.

'Requested resource amount (kSU/year)' field is required.

Add

- (Optional) Add software requirements for your project



National Computational Merit Allocation Scheme 2022

Your name [Log out](#)

[Home](#)
[FAQ](#)
My Application

[Applications](#)
[Admin](#)
[Assessments](#)
[NCMAS Settings](#)

[MyNCI Home](#)

Getting Started

Investigators

Category

HPC Experience

Resources

Software

Funding

Prior Project

Research & Computation

Preview

Software

List any software packages that are essential to your project and indicate what licence you intend to use it under.


Name & Version	Vendor
<input type="text"/>	<input type="text"/>


What licence do you plan to use?


Delete (optional)
☐


[Add](#)

[← Previous](#)[First ↺](#)[Save and Next →](#)

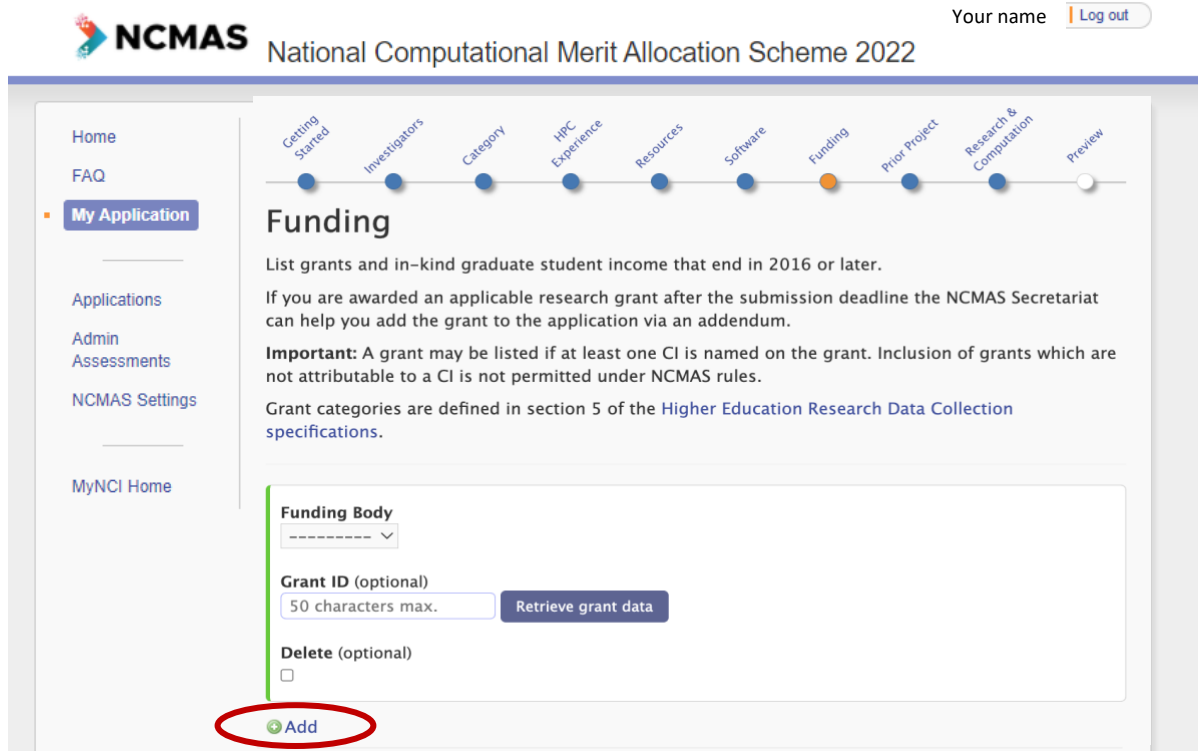
**NCRIS**
National Research
Infrastructure for Australia
An Australian Government Initiative

**NCI**
AUSTRALIA

**pawsey**

**MASSIVE**

- Add details of your funding
 - For ARC or NHMRC funding – you can add the Grant ID and ‘Retrieve grant data’
 - For ARC, a valid Grant ID starts with letters (denoting grant scheme) followed by numbers, e.g. DP200100535.
 - For NHMRC, a valid Grant ID contains *only* numbers, e.g. 1140554.
- Use the ‘Add’ button to add more rows of funding



NCMAS National Computational Merit Allocation Scheme 2022

Your name [Log out](#)

Home
FAQ
My Application
Applications
Admin
Assessments
NCMAS Settings
MyNCI Home

Getting Started
Investigators
Category
HPC Experience
Resources
Software
Funding
Prior Project
Research & Computation
Preview

Funding

List grants and in-kind graduate student income that end in 2016 or later.

If you are awarded an applicable research grant after the submission deadline the NCMAS Secretariat can help you add the grant to the application via an addendum.

Important: A grant may be listed if at least one CI is named on the grant. Inclusion of grants which are not attributable to a CI is not permitted under NCMAS rules.

Grant categories are defined in section 5 of the [Higher Education Research Data Collection specifications](#).

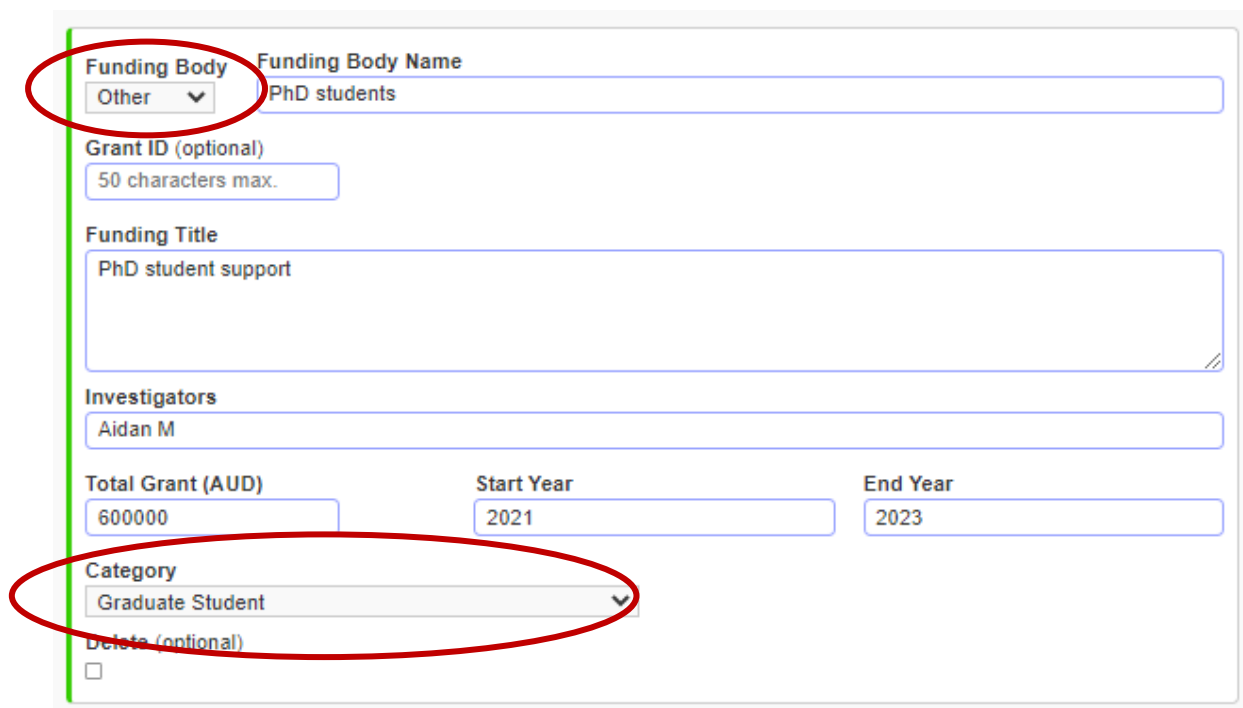
Funding Body
----- v

Grant ID (optional)
50 characters max. [Retrieve grant data](#)

Delete (optional)
☐

[+ Add](#)

- A new ‘Category’ has been added to the ‘Other’ funding body to allow you to add details of Graduate students that the project supports as a funding type



Funding Body Funding Body Name
Other v PhD students

Grant ID (optional)
50 characters max.

Funding Title
PhD student support


Investigators
Aidan M

Total Grant (AUD) **Start Year** **End Year**
600000 2021 2023

Category
Graduate Student v

Delete (optional)
☐

- If you are applying again with an existing project that has an NCMAS allocation, this section will prefill
- If you are applying under a new project, but you were successful in the NCMAS 2021 round, please select the 'Prior project'



Home
FAQ
My Application
Applications
Admin
Assessments
NCMAS Settings
MyNCI Home





Getting Started Investigators Category HPC Experience Resources Software Funding Prior Project Research & Computation Preview

NCMAS 2021 Project

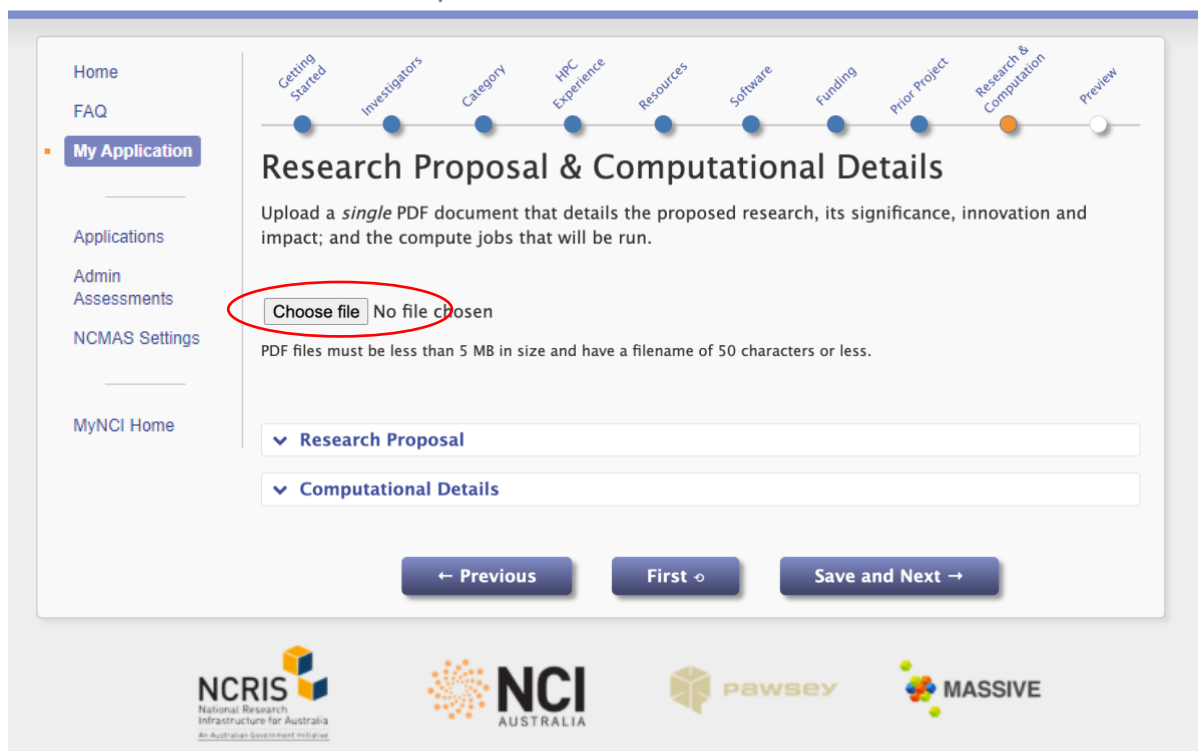
Select your successful NCMAS 2021 project if you have one. Utilisation of the project's NCMAS allocation will be included in the National Computational Merit Allocation Committee assessment.

Prior project: (optional)

[← Previous](#) [First ↺](#) [Save and Next →](#)

- Upload your single file for the Proposal and Computational Details
 - Size limit = 5MB
 - Page limit = 15 or less (See Info for Applicants document for the page limit of any specific application category)



Home
FAQ
My Application
Applications
Admin
Assessments
NCMAS Settings
MyNCI Home

Getting Started Investigators Category HPC Experience Resources Software Funding Prior Project Research & Computation Preview

Research Proposal & Computational Details





Upload a *single* PDF document that details the proposed research, its significance, innovation and impact; and the compute jobs that will be run.

[Choose file](#) No file chosen

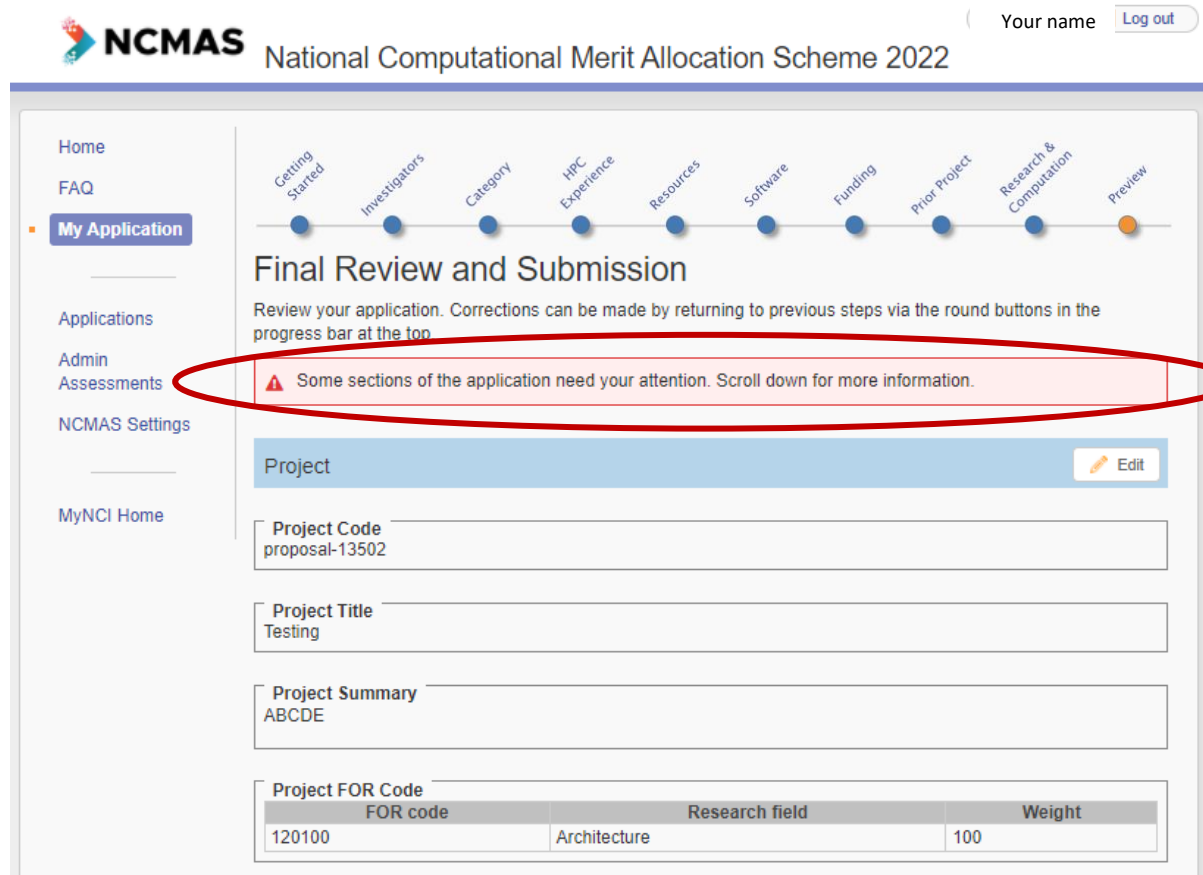
PDF files must be less than 5 MB in size and have a filename of 50 characters or less.

[▼ Research Proposal](#)
[▼ Computational Details](#)

[← Previous](#) [First ↺](#) [Save and Next →](#)

- Review all your details before submission
 - Any sections of the application that need your attention will be highlighted



NCMAS National Computational Merit Allocation Scheme 2022

Home
FAQ
My Application
Applications
Admin
Assessments
NCMAS Settings
MyNCI Home

Getting Started | Investigators | Category | HPC Experience | Resources | Software | Funding | Prior Project | Research & Computation | **Preview**

Final Review and Submission

Review your application. Corrections can be made by returning to previous steps via the round buttons in the progress bar at the top.

⚠ Some sections of the application need your attention. Scroll down for more information.

Project [Edit](#)

Project Code
proposal-13502

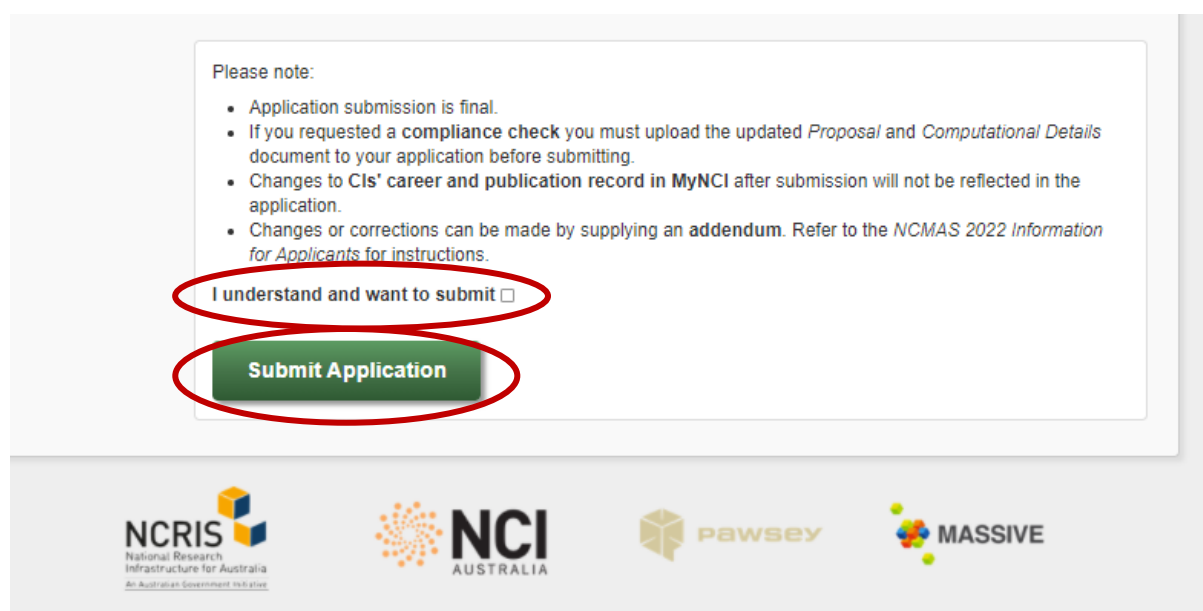
Project Title
Testing

Project Summary
ABCDE

Project FOR Code

FOR code	Research field	Weight
120100	Architecture	100

- When you are satisfied with your application
 - Read through the notes
 - Check the box 'I understand and want to submit'
 - Then click 'Submit Application'



Please note:

- Application submission is final.
- If you requested a **compliance check** you must upload the updated *Proposal and Computational Details* document to your application before submitting.
- Changes to CIs' career and publication record in **MyNCI** after submission will not be reflected in the application.
- Changes or corrections can be made by supplying an **addendum**. Refer to the *NCMAS 2022 Information for Applicants* for instructions.

I understand and want to submit ☐

Submit Application

NCRIS National Research Infrastructure for Australia
An Australian Government Initiative

NCI AUSTRALIA

pawsey

MASSIVE